

Notes:

This is a test of a representative production line sample. If you have difficulties reproducing these results, check your analyzer set-up and ancillary equipment carefully. ensure your analyzer has had a recent calibration, and contact the analyzer manufacturer for help if necessary. If you still have significantly different results, please contact info@schiiit.com with a copy of your results so we can bring back your product and check it against our standard.

Summary

Signal Path1

Level and Gain	✓ PASSED
DC Level	✓ PASSED
Full Scale FFT	✓ PASSED
-120 FFT	✓ PASSED
Frequency Response	✓ PASSED
Signal to Noise Ratio	✓ PASSED
THD+N	✓ PASSED
IMD Level Sweep (CCIF)	✓ PASSED
IMD Frequency Sweep (CCIF)	✓ PASSED
Crosstalk, One Channel Undriven	✓ PASSED
Crosstalk Sweep, One Channel Driven	✓ PASSED
Bandpass Level Sweep	✓ PASSED

Signal Path2

Jitter Level Sweep	✓ PASSED
--------------------	----------

Sequence Result:

Sequence Result: ✓ PASSED

APx Instrument

Instrument ID: 11571
Calibration Date: 5/8/2018
APx Version: 4.5.2.420.125662

Signal Path1 : Signal Path Setup

Output Connector:	ASIO
Output Sample Rate:	44.1000 kHz
Output EQ:	None
Input Connector:	Analog Unbalanced
Channels:	2
Termination:	100 kohm
High Performance Sine Analyzer:	Enabled
Input Bandwidth:	AC (<10 Hz) - 22.4k (48 kHz SR)
Device Delay:	0.000 s
Input EQ:	None
• References	
dBr G:	-20.000 dBFS
Shared Frequency Reference:	1.00000 kHz
dBrA:	1.000 Vrms
dBrB:	1.000 Vrms
dBrA Offset:	0.000 dB
dBrB Offset:	0.000 dB
dB SPL1:	10.00 mVrms
dB SPL2:	10.00 mVrms
dB SPL1 Calibrator Level:	94.000 dB SPL
dB SPL2 Calibrator Level:	94.000 dB SPL
dBm (Input Power):	600.0 ohm
W(watts) (Input Power):	8.000 ohm
• DCX	
DCX is not detected.	
• Clocks	
Output Rate:	Track Output SR
Sync Out Level:	3.300 V
Sync Out Polarity:	Normal
Timebase Reference:	Internal
Jitter:	Disabled
• Triggers	
Source:	Off
Input Logic Level:	3.300 V

Edge: Rising

Signal Path1 : Level and Gain

Waveform: Sine
Generator Level: -0.000 dBFS
DC Offset: 0.000 D
Frequency: 1.00000 kHz

RMS Level (9/23/2018 4:43:14.323 PM)

Ch1 2.087 Vrms
Ch2 2.087 Vrms

Signal Path1 : DC Level

Waveform: Sine
Generator Level: $-\infty$ dBFS
DC Offset: 0.000 D
Frequency: 1.00000 kHz
Delay Time: 100.0 ms
Acquisition Time: 333.0 ms

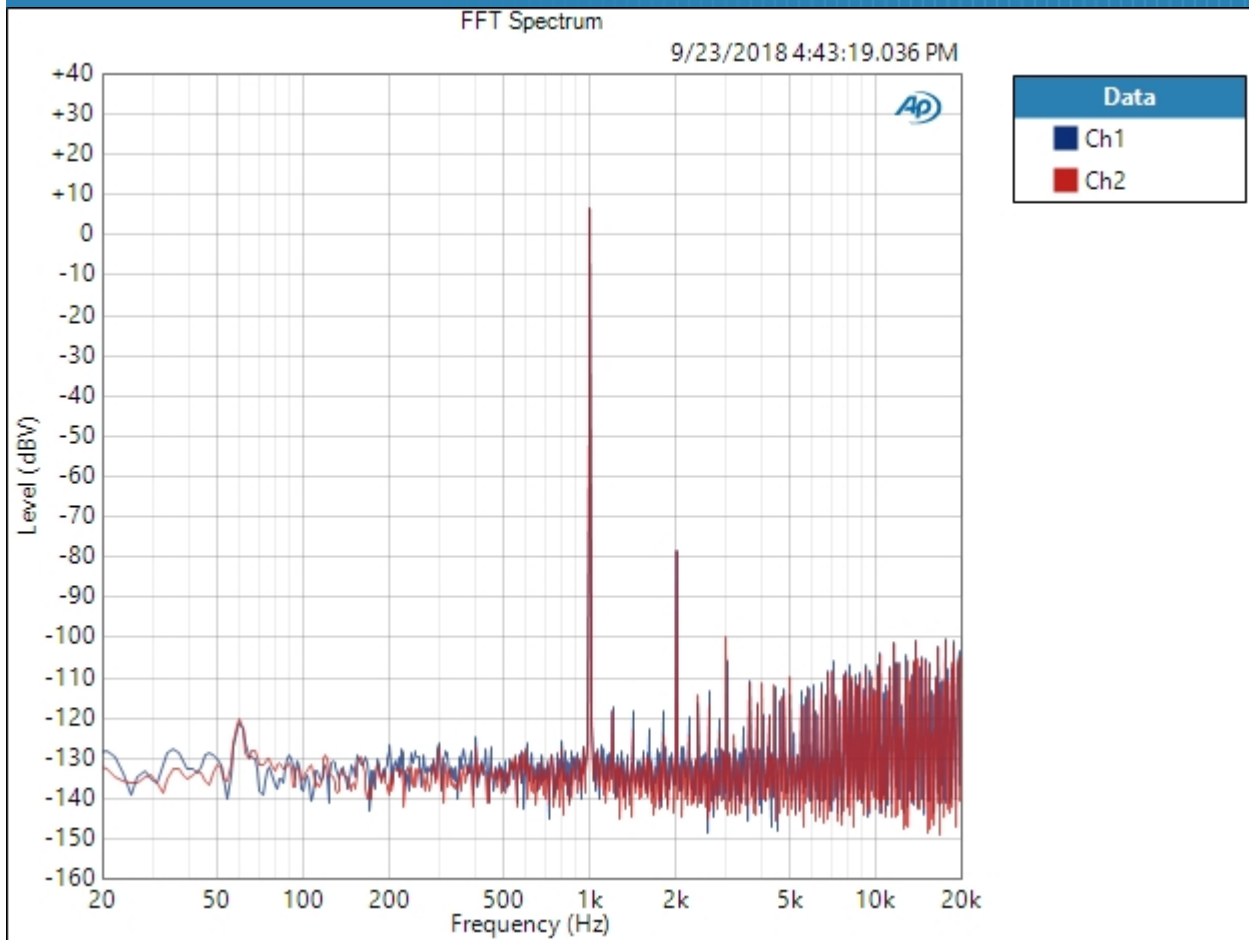
DC Level (9/23/2018 4:43:15.405 PM)

Ch1 -1.097 mV
Ch2 -3.049 mV

Signal Path1 : Full Scale FFT

Waveform: Sine
Generator Level: -0.000 dBFS
DC Offset: 0.000 D
Frequency: 1.00000 kHz
Secondary Source: None
Measured 1 9/23/2018 4:43:19 PM
Acquisition Type: Auto
Trigger: Free Run
Delay Time: 250.0 ms
Input Bandwidth: Use Signal Path
FFT Length: 32K
Averaging: Power
Averages: 3
Window: AP-Equiripple
Record Acquisition: False

FFT Spectrum (9/23/2018 4:43:19.036 PM)

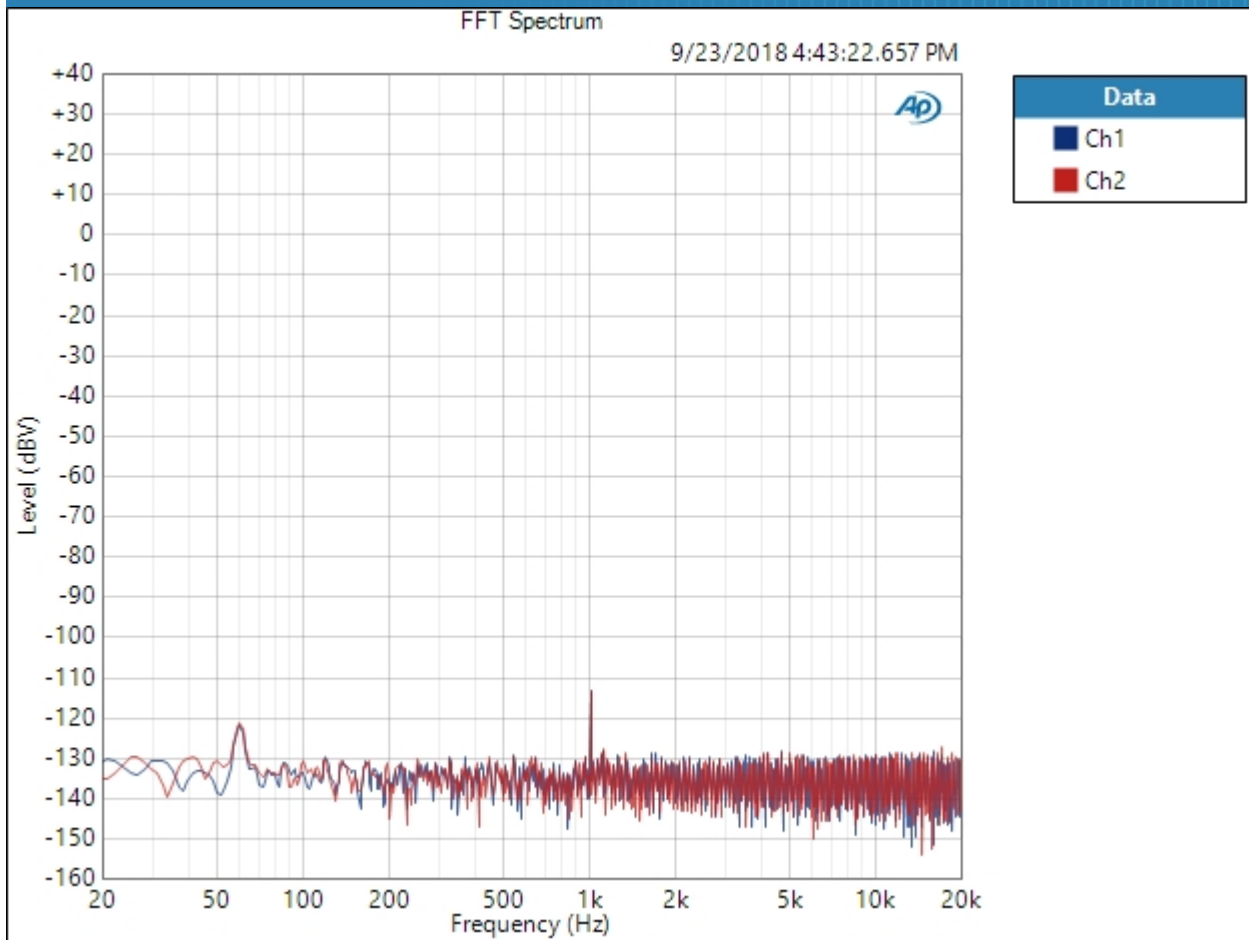


Result:  PASSED

Signal Path1 : -120 FFT

Waveform: Sine
Generator Level: -120.000 dBFS
DC Offset: 0.000 D
Frequency: 1.00000 kHz
Secondary Source: None
Measured 1 9/23/2018 4:43:22 PM
Acquisition Type: Auto
Trigger: Free Run
Delay Time: 250.0 ms
Input Bandwidth: Use Signal Path
FFT Length: 32K
Averaging: Power
Averages: 3
Window: AP-Equiripple
Record Acquisition: False

FFT Spectrum (9/23/2018 4:43:22.657 PM)

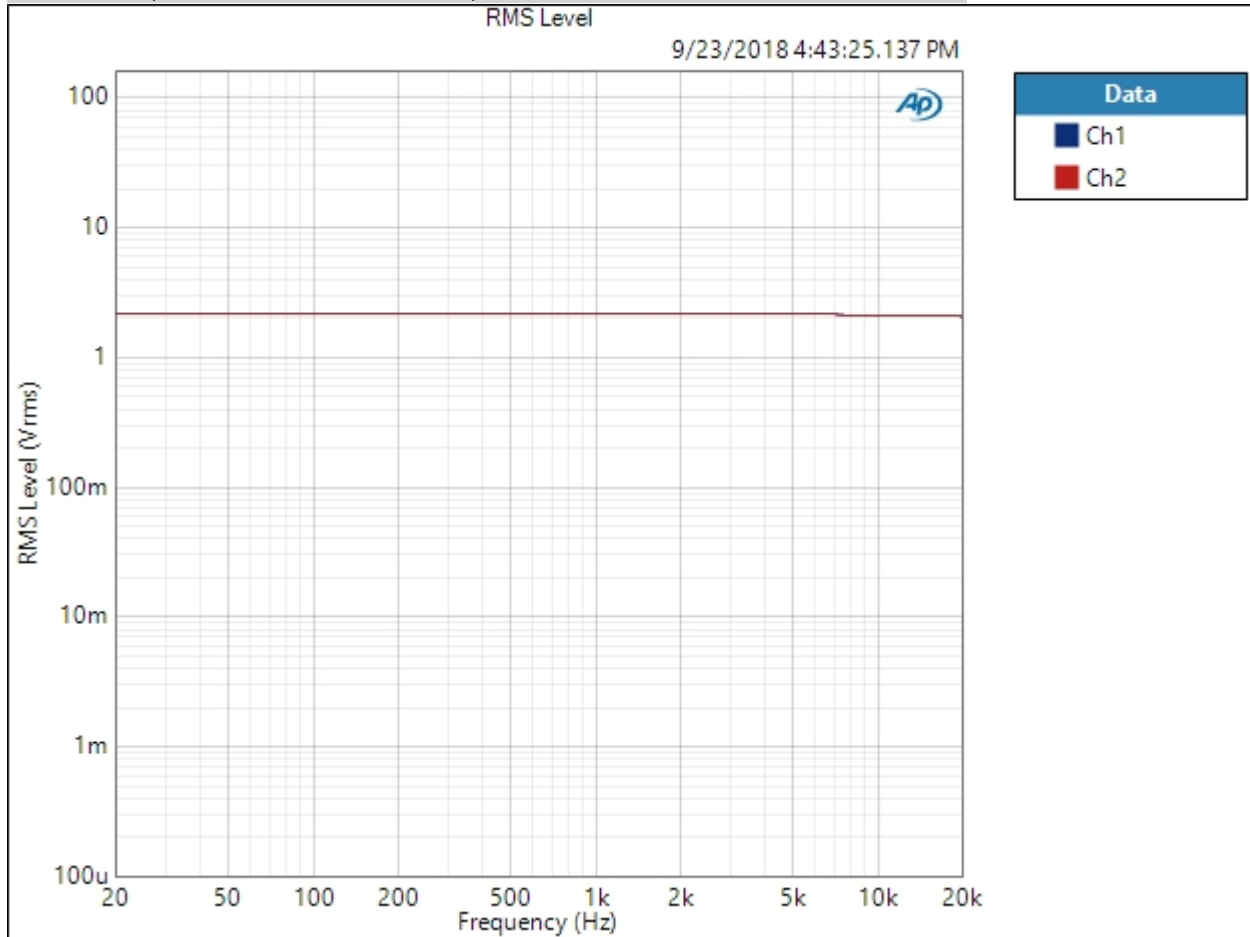


Result:  PASSED

Signal Path1 : Frequency Response

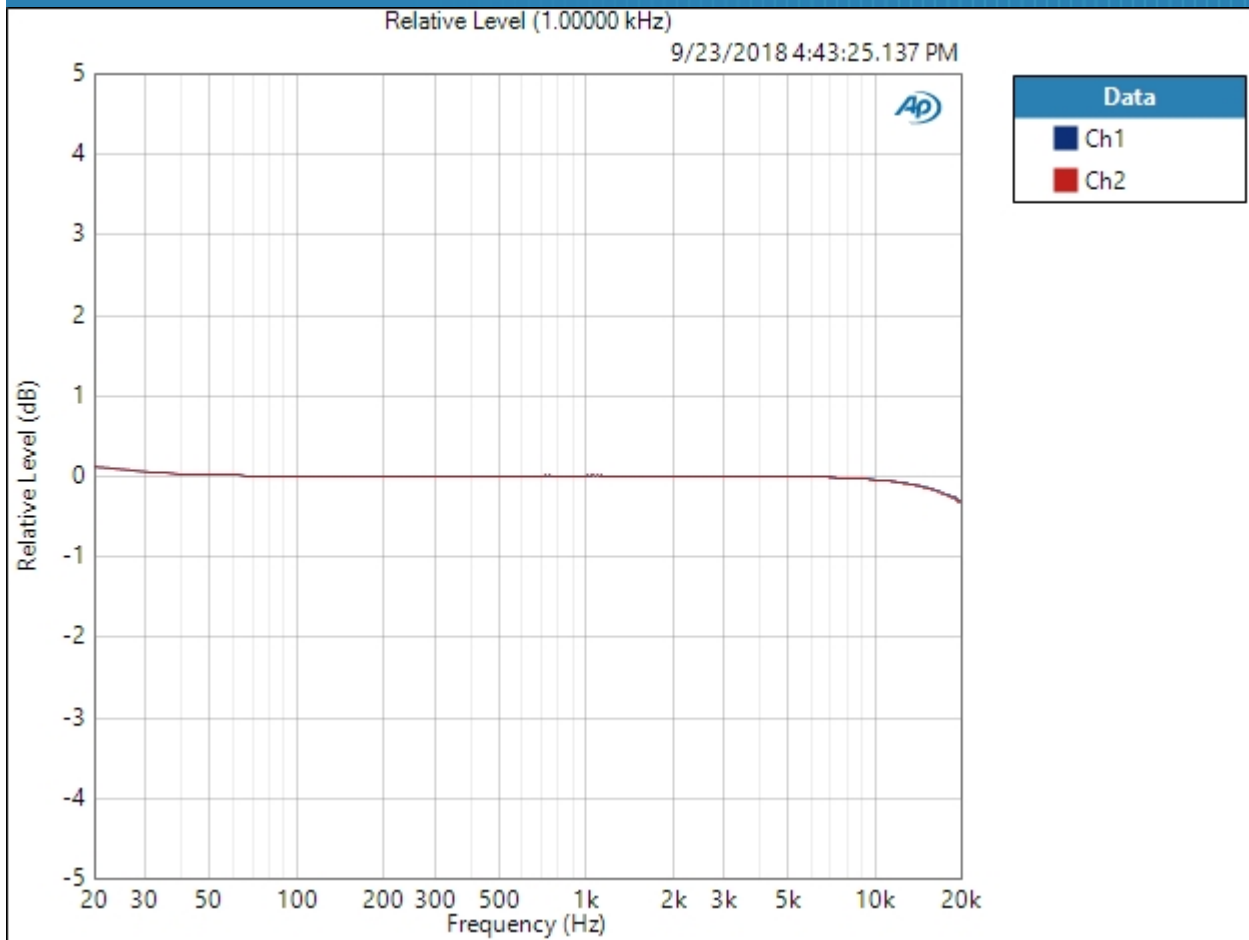
Generator Level: -0.000 dBFS
 DC Offset: 0.000 D
 EQ: None
 Start Frequency: 20.0000 Hz
 Stop Frequency: 20.0000 kHz
 Sweep: 350.0 ms
 Pre-Sweep: 100.0 ms
 Extend Acquisition By: 50.00 ms
 Secondary Source: None
 Measured 1 9/23/2018 4:43:25 PM

RMS Level (9/23/2018 4:43:25.137 PM)



Result: PASSED

Relative Level (1.00000 kHz) (9/23/2018 4:43:25.137 PM)



Relative Level (1.00000 kHz) Parameters

Mode: Normalized at Reference

Ref Frequency: 1.00000 kHz

Result: ✔ PASSED

Deviation (20.0000 Hz - 20.0000 kHz) (9/23/2018 4:43:25.137 PM)

Ch1 ± 0.223 dB

Ch2 ± 0.237 dB

Deviation (20.0000 Hz - 20.0000 kHz) Parameters

Min: 20.0000 Hz

Max: 20.0000 kHz

Signal Path1 : Signal to Noise Ratio

Waveform: Sine
Generator Level: -0.000 dBFS
DC Offset: 0.000 D
Frequency: 1.00000 kHz
Low-pass Filter: 20 kHz
Weighting Filter: Signal Path
High-pass Filter: 20 Hz

Signal to Noise Ratio (9/23/2018 4:43:27.760 PM)

Ch1 104.176 dB
Ch2 103.948 dB

Signal Path1 : THD+N

Waveform: Sine
 Generator Level: -0.000 dBFS
 DC Offset: 0.000 D
 Frequency: 1.00000 kHz
 Low-pass Filter: 20 kHz
 Weighting Filter: Signal Path
 High-pass Filter: 20 Hz
 Notch Tuning Mode: Measured Frequency

THD+N Ratio (9/23/2018 4:43:29.592 PM)

Ch1 0.005964 %
 Ch2 0.006020 %

THD Ratio (9/23/2018 4:43:29.592 PM)

Ch1 0.005628 %
 Ch2 0.005734 %

Noise Ratio (9/23/2018 4:43:29.592 PM)

Ch1 0.001895 %
 Ch2 0.001751 %

Distortion Product Ratio (9/23/2018 4:43:29.592 PM)

Channel	F	H2	H3	H4	H5	H6	H7	H8	H9	H10
	1.000k	2.000k	3.000k	4.000k	5.000k	6.000k	7.000k	8.000k	9.000k	10.00k
Ch1	-0.00	-85.09	-111.69	-123.74	-122.35	-122.16	-111.14	-117.50	-115.23	-112.67
Ch2	-0.00	-84.91	-106.49	-120.19	-121.86	-129.03	-114.37	-120.14	-116.58	-118.02

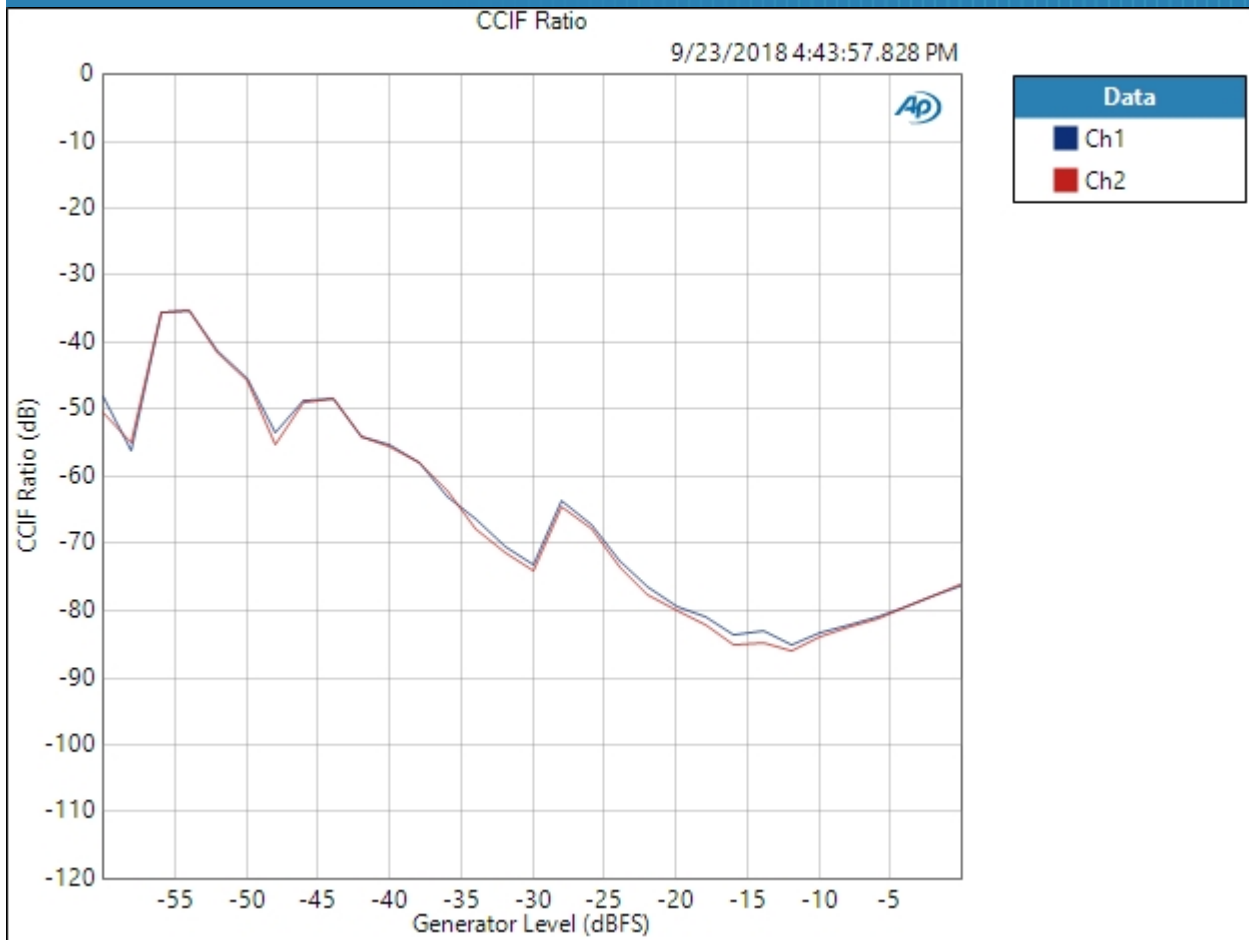
Distortion Product Ratio Parameters

Frequency Unit: Hz
 Ratio Unit: dB

Signal Path1 : IMD Level Sweep (CCIF)

IMD Type: CCIF
Waveform: IMD
Generator Level: -0.000 dBFS
DC Offset: 0.000 D
Mean Frequency: 12.5000 kHz
Diff Frequency: 80.0000 Hz
IMD Split: False
Start Level: -60.000 dBFS
Stop Level: -0.000 dBFS
Step Type: Linear
Number of Points: 31
Step Size: +2.000 dBFS
Mode: d2+d3
Measured 1 9/23/2018 4:43:57 PM

CCIF Ratio (9/23/2018 4:43:57.828 PM)



Result: PASSED

Signal Path1 : IMD Frequency Sweep (CCIF)

Generator Level: -0.000 dBFS

DC Offset: 0.000 D

Sweep Frequency: Mean Frequency

Mean Frequency: 12.5000 kHz

Diff Frequency: 80.0000 Hz

IMD Split: False

Start Frequency: 20.0000 kHz

Stop Frequency: 250.000 Hz

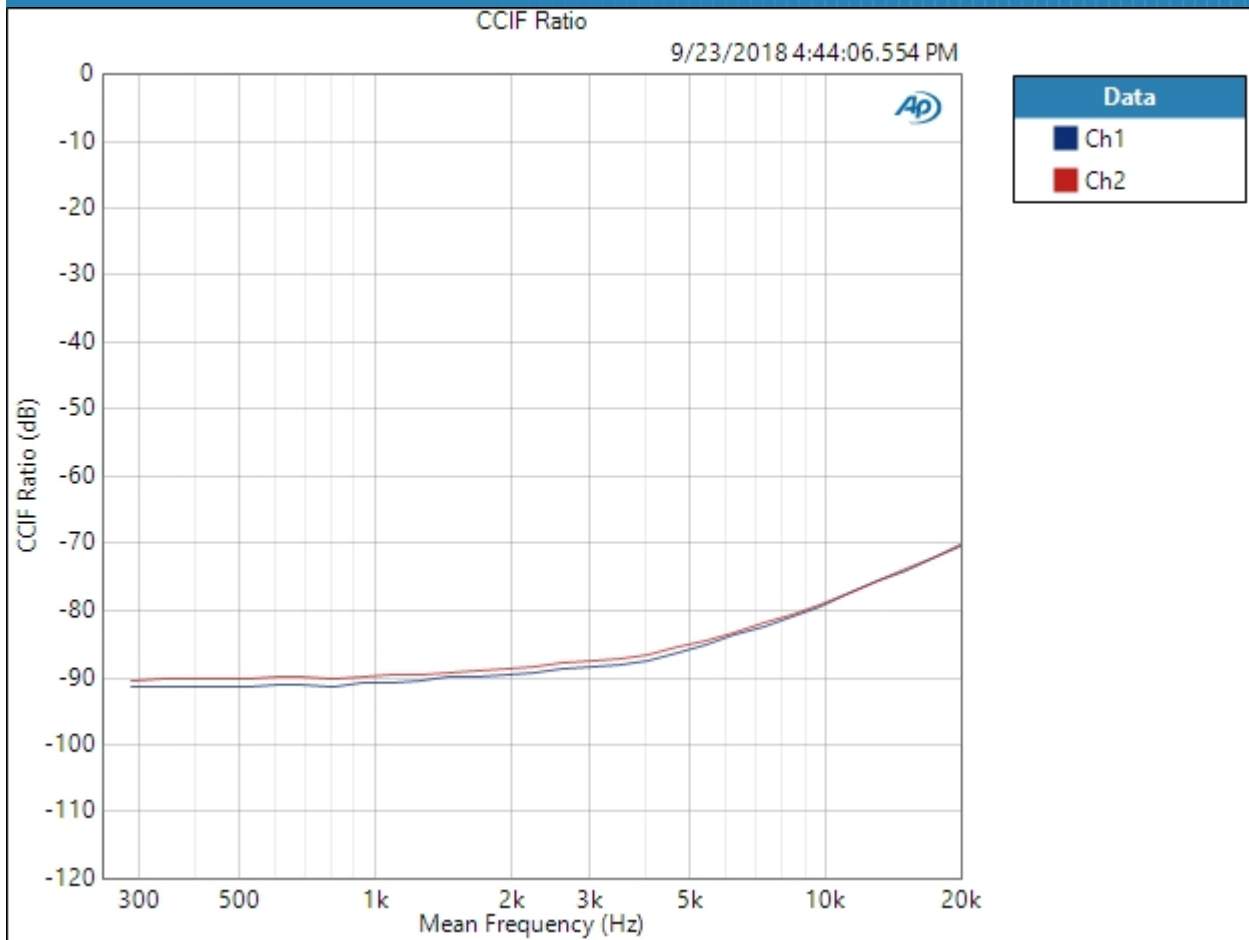
Step Type: Logarithmic

Number of Points: 31

Mode: d2+d3

Measured 1 9/23/2018 4:44:06 PM

CCIF Ratio (9/23/2018 4:44:06.554 PM)



Result: ✔ PASSED

Signal Path1 : Crosstalk, One Channel Undriven

Waveform: Sine
 Generator Level: -0.000 dBFS
 DC Offset: 0.000 D
 Frequency: 10.0000 kHz

Crosstalk (9/23/2018 4:44:11.393 PM)

Ch1 -113.980 dB
 Ch2 -115.673 dB

Signal Path1 : Crosstalk Sweep, One Channel Driven

Generator Level: -0.000 dBFS

DC Offset: 0.000 D

Start Frequency: 20.0000 kHz

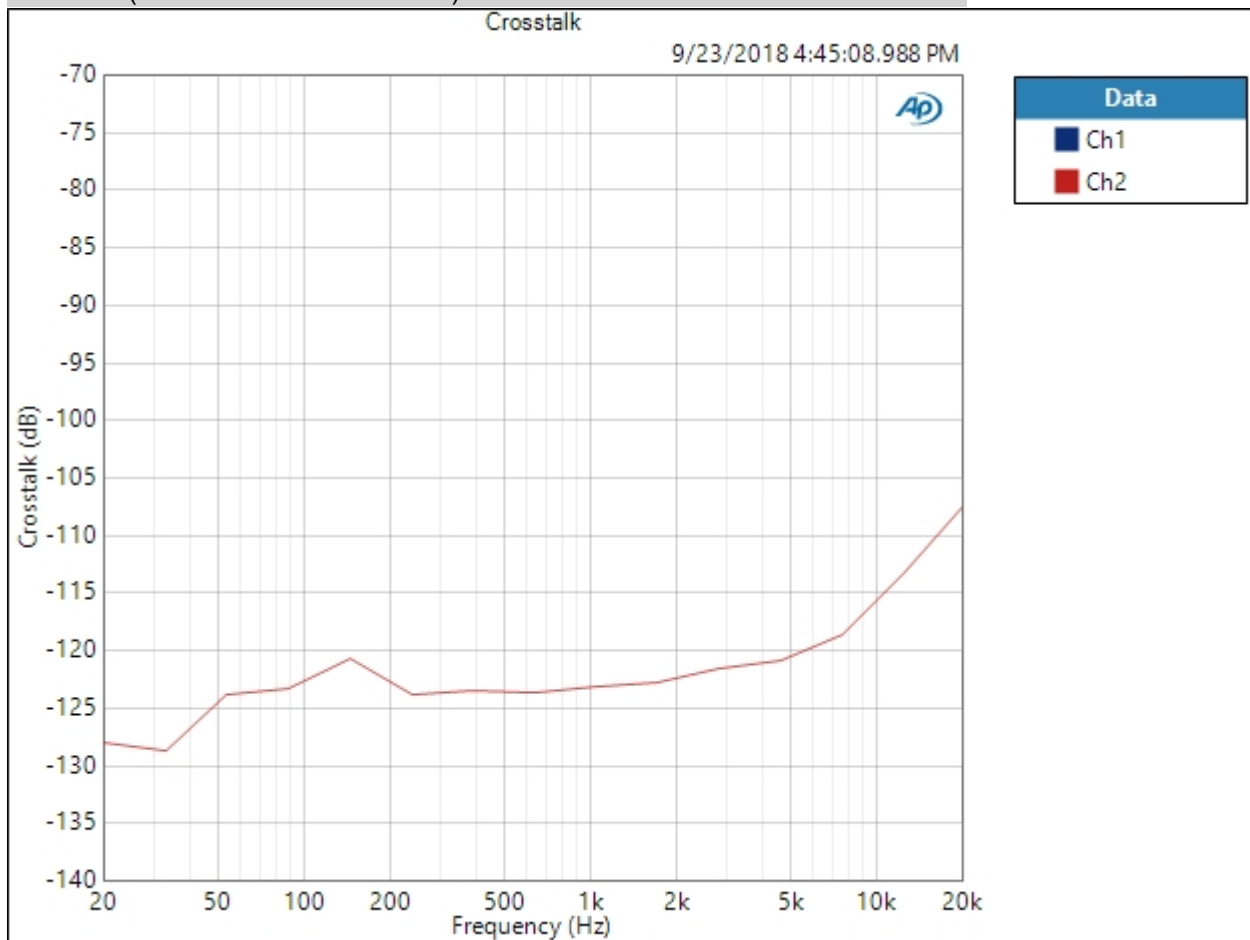
Stop Frequency: 20.0000 Hz

Step Type: Logarithmic

Number of Points: 15

Measured 1 9/23/2018 4:45:08 PM

Crosstalk (9/23/2018 4:45:08.988 PM)



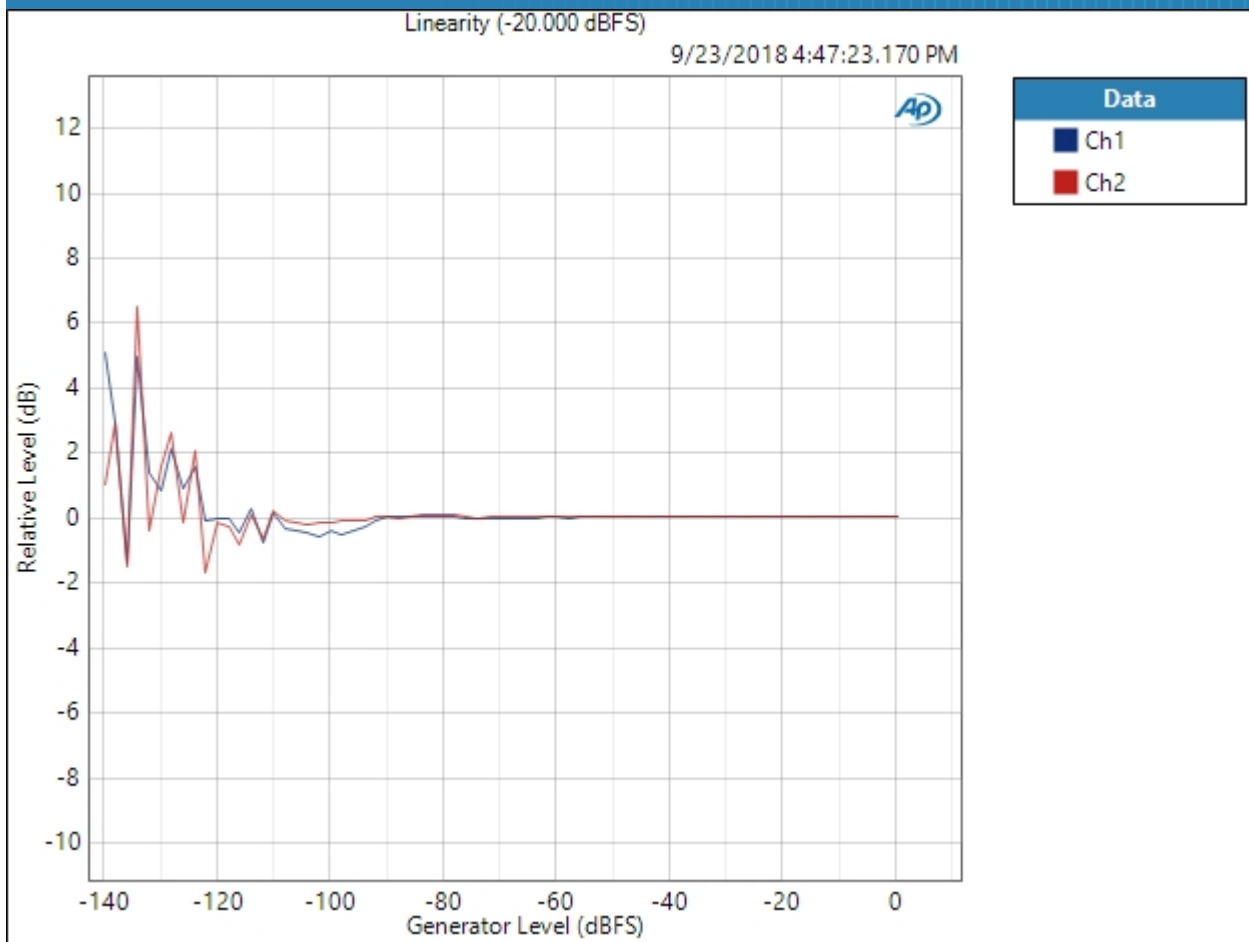
Crosstalk Parameters

Source: Ch1

Result: PASSED

Signal Path1 : Bandpass Level Sweep

Waveform: Sine
Generator Level: -20.000 dBFS
DC Offset: 0.000 D
Frequency: 1.00000 kHz
Start Level: -140.000 dBFS
Stop Level: -0.000 dBFS
Step Type: Linear
Number of Points: 71
Step Size: +2.000 dBFS
Offset: 0.000 D
Selectivity: Window width
Bandpass Tuning Mode: Generator Frequency
Measured 1 9/23/2018 4:47:23 PM
Linearity (-20.000 dBFS) (9/23/2018 4:47:23.170 PM)



Linearity (-20.000 dBFS) Parameters

Mode: Normalized at Reference

Relative Level: -20.000 dBFS

Result: PASSED

Signal Path2 : Signal Path Setup

Output Connector:	Digital Optical
Output Sample Rate:	44.1000 kHz
Output Bit Depth:	24
Dither:	Enabled
Output Mode:	Consumer
Status Bits:	Auto (Consumer)
Output EQ:	None
Input Connector:	Analog Unbalanced
Channels:	2
Termination:	100 kohm
High Performance Sine Analyzer:	Disabled
Input Bandwidth:	AC (<10 Hz) - 22.4k (48 kHz SR)
Device Delay:	0.000 s
Input EQ:	None
• References	
dBr G:	-20.000 dBFS
Shared Frequency Reference:	1.00000 kHz
dBrA:	1.000 Vrms
dBrB:	1.000 Vrms
dBrA Offset:	0.000 dB
dBrB Offset:	0.000 dB
dB SPL1:	10.00 mVrms
dB SPL2:	10.00 mVrms
dB SPL1 Calibrator Level:	94.000 dB SPL
dB SPL2 Calibrator Level:	94.000 dB SPL
dBm (Input Power):	600.0 ohm
W(watts) (Input Power):	8.000 ohm
• DCX	
DCX is not detected.	
• Clocks	
Output Rate:	Track Output SR
Sync Out Level:	3.300 V
Sync Out Polarity:	Normal
Timebase Reference:	Internal
Jitter:	Disabled

- Triggers

Source:	Off
Input Logic Level:	3.300 V
Edge:	Rising

Signal Path2 : Jitter Level Sweep

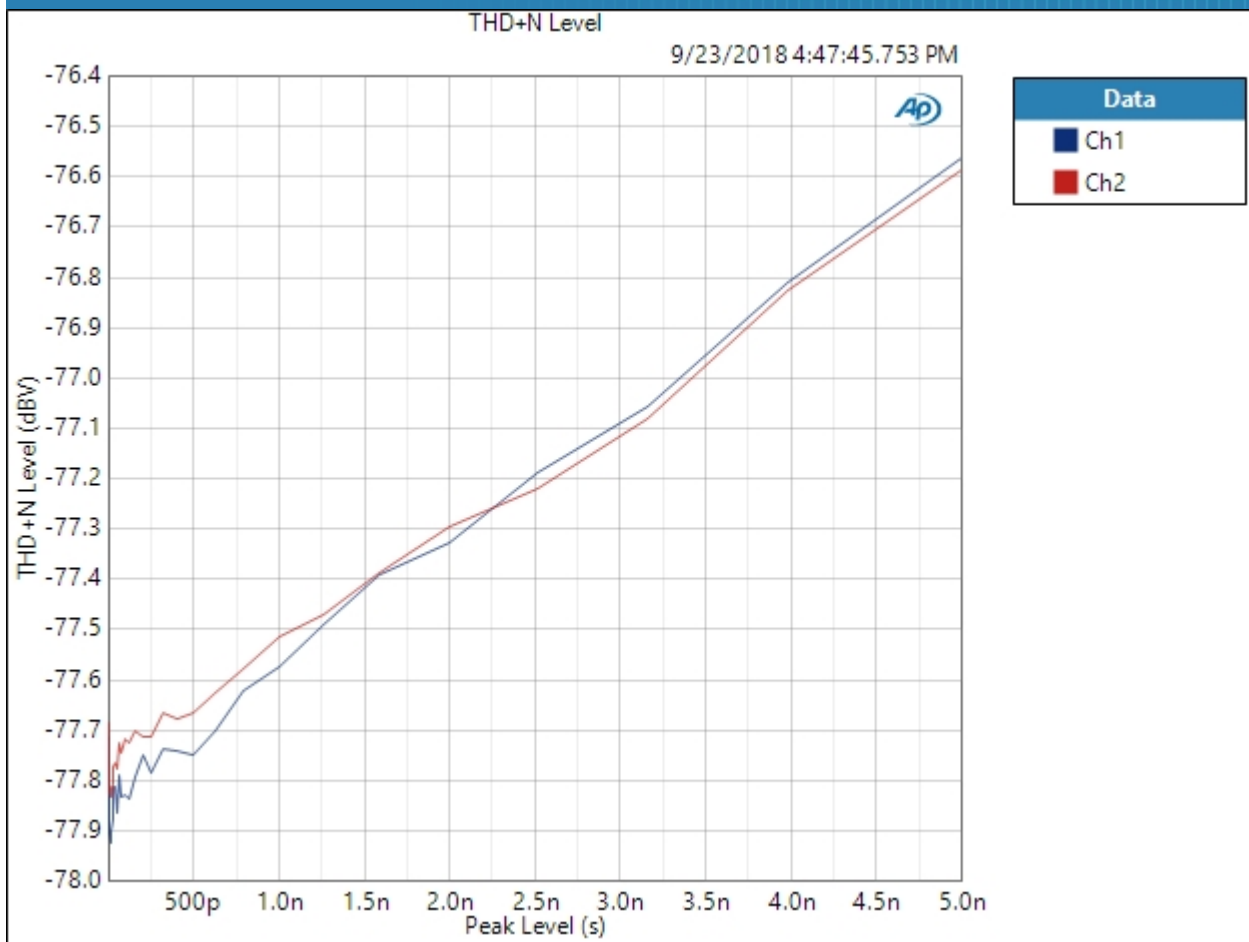
• Audio Generator

Waveform: Sine
Generator Level: -0.000 dBFS
DC Offset: 0.000 D
Frequency: 1.00000 kHz

• Jitter Generator

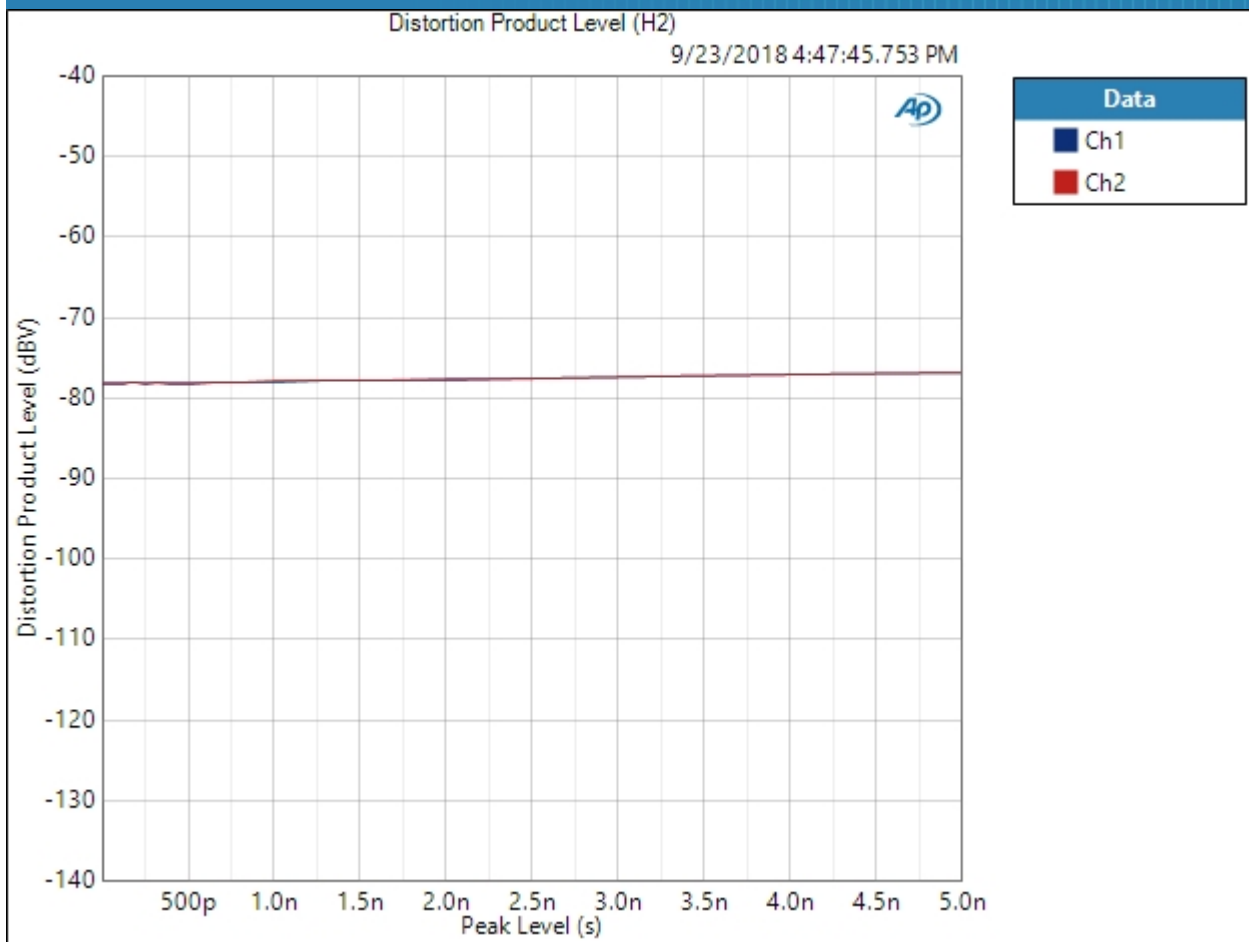
Jitter Waveform: Sine
Start Level: 5.000 ps
Stop Level: 5.000 ns
Step Type: Logarithmic
Number of Points: 31
Jitter Frequency: 1.00000 kHz
Low-pass Filter: 20 kHz
Weighting Filter: Signal Path
High-pass Filter: 20 Hz
Notch Tuning Mode: Generator Frequency
Secondary Source: None
Measured 1 9/23/2018 4:47:45 PM

THD+N Level (9/23/2018 4:47:45.753 PM)



Result: ✔ PASSED

Distortion Product Level (H2) (9/23/2018 4:47:45.753 PM)



Distortion Product Level (H2) Parameters

Harmonics: Single Harmonic

Harmonic Number: 2

Result: PASSED